4Way Cassette

1 Specifications

2 Summary Table

3 Capacity Table

4 Dimensional Drawing

5 Center of Gravity

6 Electrical Wiring Diagram

7 Sound data

8 Temperature and Air Flow Distribution

9 Piping Diagram

1. Specification

4Way Cassette

Type				4Way Cassette	4Way Cassette	4Way Cassette	4Way Cassette
Model Name				AM045FN4DEH✱✱✱	AM056FN4DEH✱✱✱	AM071FN4DEH✱✱✱	AM090FN4DEH✱✱✱
Power Supply			Φ, #, V, Hz	1,2,220~240,50	1,2,220~240,50	1,2,220~240,50	1,2,220~240,50
Mode			-	HP/HR	HP/HR	HP/HR	HP/HR
Performance	Capacity (Nominal)	Cooling	kW	4.5	5.6	7.1	9.0
			Btu/h	15,400	19,100	24,200	30,700
		Heating	kW	5.0	6.3	8.0	10.0
			Btu/h	17,100	21,500	27,300	34,100
Power	Power Input (Nominal)	Cooling	kW	32	32	45	62
		Heating		32	32	45	62
	Current Input (Nominal)	Cooling	A	0.22	0.22	0.31	0.43
		Heating		0.22	0.22	0.31	0.43
	Current	MCA	A	0.3	0.3	0.4	0.6
		MFA/MOP		15	15	15	15
Heat exchanger	Type		-	Fin & Tube	Fin & Tube	Fin & Tube	Fin & Tube
	Material	Fin	-	Al	Al	Al	Al
		Tube	-	Cu	Cu	Cu	Cu
	Fin Treatment		-	Anti-corrosion	Anti-corrosion	Anti-corrosion	Anti-corrosion
Fan	Type		-	Turbo Fan	Turbo Fan	Turbo Fan	Turbo Fan
	Quantity		ea	1	1	1	1
	Air Flow Rate	H/M/L (UL)	m^3/min	14.5 / 13.5 / 12.5	15.0 / 14.0 / 13.0	17.0 / 15.5 / 14.5	19.5 / 18.0 / 16.5
			l/s	242 / 225 / 208	250 / 233 / 217	283 / 258 / 242	325 / 300 / 275
Fan Motor	Model		-	BLDC Motor	BLDC Motor	BLDC Motor	BLDC Motor
	Output x n		W	65 x 1	65 x 1	65 x 1	65 x 1
Piping Connections	Liquid Pipe		Type	Flare connection	Flare connection	Flare connection	Flare connection
			Φ, mm	6.35	6.35	9.52	9.52
			Φ, inch	1/4"	1/4"	3/8"	3/8"
	Gas Pipe		Type	Flare connection	Flare connection	Flare connection	Flare connection
			Φ, mm	12.7	12.7	15.88	15.88
			Φ, inch	1/2"	1/2"	5/8"	5/8"
	Drain Pipe		Φ, mm	VP25 (OD 32,ID 25)	VP25 (OD 32,ID 25)	VP25 (OD 32,ID 25)	VP25 (OD 32,ID 25)
Wiring connections	For power supply	Minimum	mm^2	1.5	1.5	1.5	1.5
	For connection with indoor	Minimum	mm^2	0.75	0.75	0.75	0.75
		Remark	-	F1,F2	F1,F2	F1,F2	F1,F2
Refrigerant	Type		-	R410A	R410A	R410A	R410A
	Control Method		-	EEV Included	EEV Included	EEV Included	EEV Included
Sound	Sound Pressure	High / Mid / Low	dB(A)	33 / 32 / 30	33 / 32 / 30	35 / 34 / 33	39 / 36 / 33
	Sound Power	Cooling (Nominal)		49	50	54	57
Dimension	Net Weight		kg	15.5	15.5	15.5	15.5
	Shipping Weight		kg	19.5	19.5	19.5	19.5
	Net Dimensions (WxHxD)		mm	840 x 204 x 840	840 x 204 x 840	840 x 204 x 840	840 x 204 x 840
	Shipping Dimensions (WxHxD)		mm	898 x 275 x 898	898 x 275 x 898	898 x 275 x 898	898 x 275 x 898

1. Specification

Type			4Way Cassette	4Way Cassette	4Way Cassette	4Way Cassette
Model Name			AM045FN4DEH✱✱✱	AM056FN4DEH✱✱✱	AM071FN4DEH✱✱✱	AM090FN4DEH✱✱✱
Air filter	Type	-	Washable	Washable	Washable	Washable
Panel Size	Panel model	-	PC4NUSKAN	PC4NUSKAN	PC4NUSKAN	PC4NUSKAN
	Panel Net Weight	kg	5.80	5.80	5.80	5.80
	Shipping Weight	kg	8.4	8.4	8.4	8.4
	Net Dimensions (W×H×D)	mm	950 x 45 x 950	950 x 45 x 950	950 x 45 x 950	950 x 45 x 950
	Shipping Dimensions (W×H×D)	mm	1,005 x 100 x 1,005	1,005 x 100 x 1,005	1,005 x 100 x 1,005	1,005 x 100 x 1,005
Drain pump		-	Included	Included	Included	Included
	Max. lifting Height	mm	750	750	750	750

NOTE

- Mode : HP(Heat Pump), HR(Heat Recovery)
- Nominal Cooling : Indoor temperature 27°C DB / 19°C WB, Outdoor temperature 35°C DB/24°C WB, Refrigerant pipe length 7.5m, Level difference 0m.
- Nominal Heating : Indoor temperature 20°C DB / 15°C WB, Outdoor temperature 7°C DB / 6°C WB, Refrigerant pipe length 7.5m, Level difference 0m.
- Sound level was acquired in an anechoic room. Thus actual noise level may be different depending on the installation conditions.
- These products contain R410A which is fluorinated greenhouse gas.
- Specifications may be subject to change without prior notice.
- Select wire size based on the value of MCA
- Drain pump included (check valve included)

1. Specification

Type				4Way Cassette	4Way Cassette	4Way Cassette
Model Name				AM112FN4DEH✱✱✱	AM128FN4DEH✱✱✱	AM140FN4DEH✱✱✱
Power Supply			Φ, #, V, Hz	1,2,220~240,50	1,2,220~240,50	1,2,220~240,50
Mode			-	HP/HR	HP/HR	HP/HR
Performance	Capacity (Nominal)	Cooling	kW	11.2	12.8	14.0
			Btu/h	38,200	43,700	47,800
		Heating	kW	12.5	13.8	16.0
			Btu/h	42,700	47,100	54,600
Power	Power Input (Nominal)	Cooling	kW	78	73	89
		Heating		78	73	89
	Current Input (Nominal)	Cooling	A	0.55	0.51	0.62
		Heating		0.55	0.51	0.62
	Current	MCA	A	0.9	0.8	0.9
		MFA/MOP		15	15	15
Heat exchanger	Type		-	Fin & Tube	Fin & Tube	Fin & Tube
	Material	Fin	-	Al	Al	Al
		Tube	-	Cu	Cu	Cu
	Fin Treatment		-	Anti-corrosion	Anti-corrosion	Anti-corrosion
Fan	Type		-	Turbo Fan	Turbo Fan	Turbo Fan
	Quantity		ea	1	1	1
	Air Flow Rate	H/M/L (UL)	m^3/min	26.0 / 24.0 / 22.0	28.0 / 26.0 / 23.0	30.0 / 28.0 / 26.0
			l/s	433 / 400 / 367	467 / 433 / 383	500 / 467 / 433
Fan Motor	Model		-	BLDC Motor	BLDC Motor	BLDC Motor
	Output x n		W	65 x 1	97 x 1	97 x 1
Piping Connections	Liquid Pipe		Type	Flare connection	Flare connection	Flare connection
			Φ, mm	9.52	9.52	9.52
			Φ, inch	3/8"	3/8"	3/8"
	Gas Pipe		Type	Flare connection	Flare connection	Flare connection
			Φ, mm	15.88	15.88	15.88
			Φ, inch	5/8"	5/8"	5/8"
	Drain Pipe		Φ, mm	VP25 (OD 32,ID 25)	VP25 (OD 32,ID 25)	VP25 (OD 32,ID 25)
Wiring connections	For power supply	Minimum	mm^2	1.5	1.5	1.5
	For connection with indoor	Minimum	mm^2	0.75	0.75	0.75
		Remark	-	F1,F2	F1,F2	F1,F2
Refrigerant	Type		-	R410A	R410A	R410A
	Control Method		-	EEV Included	EEV Included	EEV Included
Sound	Sound Pressure	High / Mid / Low	dB(A)	40 / 38 / 35	42 / 40 / 35	44 / 41 / 35
	Sound Power	Cooling (Nominal)		57	58	60
Dimension	Net Weight		kg	17	19	19
	Shipping Weight		kg	20.0	22.5	22.5
	Net Dimensions (WxHxD)		mm	840 x 246 x 840	840 x 288 x 840	840 x 288 x 840
	Shipping Dimensions (WxHxD)		mm	898 x 316 x 898	898 x 357 x 898	898 x 357 x 898

1. Specification

Type			4Way Cassette	4Way Cassette	4Way Cassette
Model Name			AM112FN4DEH✱✱✱	AM128FN4DEH✱✱✱	AM140FN4DEH✱✱✱
Air filter	Type	–	Washable	Washable	Washable
Panel Size	Panel model	–	PC4NUSKAN	PC4NUSKAN	PC4NUSKAN
	Panel Net Weight	kg	5.80	5.80	5.80
	Shipping Weight	kg	8.4	8.4	8.4
	Net Dimensions (W×H×D)	mm	950 x 45 x 950	950 x 45 x 950	950 x 45 x 950
	Shipping Dimensions (W×H×D)	mm	1,005 x 100 x 1,005	1,005 x 100 x 1,005	1,005 x 100 x 1,005
Drain pump		-	Included	Included	Included
	Max. lifting Height	mm	750	750	750

NOTE

- Mode : HP(Heat Pump), HR(Heat Recovery)
- Nominal Cooling : Indoor temperature 27°C DB / 19°C WB, Outdoor temperature 35°C DB/24°C WB, Refrigerant pipe length 7.5m, Level difference 0m.
- Nominal Heating : Indoor temperature 20°C DB / 15°C WB, Outdoor temperature 7°C DB / 6°C WB, Refrigerant pipe length 7.5m, Level difference 0m.
- Sound level was acquired in an anechoic room. Thus actual noise level may be different depending on the installation conditions.
- These products contain R410A which is fluorinated greenhouse gas.
- Specifications may be subject to change without prior notice.
- Select wire size based on the value of MCA
- Drain pump included (check valve included)

2. Summary Table

Performance Characteristics

Model Code	Net Weight (kg)	Fan Speed	Nominal Capacity			Airflow (CMM)	Sound Pressure (dBA)	Sound Power (dBA)
			Cooling (kW)	Sensible (Kw)	Heating (kW)			
AM045FN4DEH~~XXX~~	15.5	High	4.5	3.3	5.0	14.5	33	49
		Mid	3.3	2.6	4.8	13.5	32	-
		Low	2.7	2.3	4.6	12.5	30	-
AM056FN4DEH~~XXX~~	15.5	High	5.6	4.2	6.3	15.0	33	50
		Mid	4	3.2	6.1	14.0	32	-
		Low	3.3	2.8	5.9	13.0	30	-
AM071FN4DEH~~XXX~~	15.5	High	7.1	5.4	8.0	17.0	35	54
		Mid	5	4	7.6	15.5	34	-
		Low	4.1	3.4	7.4	14.5	33	-
AM090FN4DEH~~XXX~~	15.5	High	9.0	7.1	10.0	19.5	39	57
		Mid	6.3	5.2	9.6	18.0	36	-
		Low	5.1	4.4	9.2	16.5	33	-
AM112FN4DEH~~XXX~~	17	High	11.2	8.6	12.5	26.0	40	57
		Mid	7.8	6.2	12.0	24.0	38	-
		Low	6.3	5.3	11.5	22.0	35	-
AM128FN4DEH~~XXX~~	19	High	12.8	9.9	13.8	28.0	42	58
		Mid	8.3	7.2	13.3	26.0	40	-
		Low	7.2	6	12.5	23.0	35	-
AM140FN4DEH~~XXX~~	19	High	14.0	10.8	16.0	30.0	44	60
		Mid	9.7	7.8	15.5	28.0	41	-
		Low	7.8	6.6	14.9	26.0	35	-

Electrical Characteristics

Model	Power Supply (Φ, #, V, Hz)	Power Input (W)	Current Input (A)	MCA (A)	MFA (A)	FLA (A)
AM045FN4DEH~~XXX~~	1, 2, 220-240, 50	32.0	0.22	0.3	15	0.23
AM056FN4DEH~~XXX~~	1, 2, 220-240, 50	32.0	0.22	0.3	15	0.23
AM071FN4DEH~~XXX~~	1, 2, 220-240, 50	45.0	0.31	0.4	15	0.33
AM090FN4DEH~~XXX~~	1, 2, 220-240, 50	62.0	0.43	0.6	15	0.45
AM112FN4DEH~~XXX~~	1, 2, 220-240, 50	78.0	0.55	0.9	15	0.74
AM128FN4DEH~~XXX~~	1, 2, 220-240, 50	73.0	0.51	0.8	15	0.64
AM140FN4DEH~~XXX~~	1, 2, 220-240, 50	89.0	0.62	0.9	15	0.74

NOTE

- MCA : Minimum circuit amperes
- FLA : Full load amperes

3. Capacity Table

Cooling

TC : Total Capacity (kW), SHC : Sensible Heat Capacity (kW)

Capacity Index	Outdoor Air Temp. (℃,DB)	Indoor temperature													
		20(℃,DB)		23(℃,DB)		26(℃,DB)		27(℃,DB)		28(℃,DB)		30(℃,DB)		32(℃,DB)	
		14(℃,WB)		16(℃,WB)		18(℃,WB)		19(℃,WB)		20(℃,WB)		22(℃,WB)		24(℃,WB)	
		TC	SHC	TC	SHC	TC	SHC	TC	SHC	TC	SHC	TC	SHC	TC	SHC
045	10	3.1	2.7	3.7	2.8	4.2	3.0	4.5	3.1	4.7	3.1	5.0	3.1	5.4	2.9
	12	3.1	2.7	3.7	2.8	4.2	3.0	4.5	3.1	4.7	3.1	5.0	3.1	5.4	2.9
	14	3.1	2.7	3.7	2.8	4.2	3.0	4.5	3.1	4.7	3.1	5.0	3.1	5.4	2.9
	16	3.1	2.7	3.7	2.8	4.2	3.0	4.5	3.1	4.7	3.1	5.0	3.1	5.3	2.8
	18	3.1	2.7	3.7	2.8	4.2	3.0	4.5	3.1	4.7	3.1	5.0	3.1	5.3	2.8
	20	3.1	2.7	3.7	2.8	4.2	3.0	4.5	3.1	4.7	3.1	5.0	3.1	5.3	2.8
	21	3.1	2.7	3.7	2.8	4.2	3.0	4.5	3.1	4.7	3.1	5.0	3.1	5.3	2.8
	23	3.1	2.7	3.7	2.8	4.2	3.0	4.5	3.1	4.7	3.1	5.0	3.1	5.3	2.8
	25	3.1	2.7	3.7	2.8	4.2	3.0	4.5	3.1	4.7	3.1	5.0	3.1	5.3	2.8
	27	3.1	2.7	3.7	2.8	4.2	3.0	4.5	3.1	4.7	3.1	5.0	3.1	5.3	2.8
	29	3.1	2.7	3.7	2.8	4.2	3.0	4.5	3.1	4.7	3.1	5.0	3.1	5.3	2.8
	31	3.1	2.7	3.7	2.8	4.2	3.0	4.5	3.1	4.7	3.1	5.0	3.1	5.3	2.8
	33	3.1	2.7	3.7	2.8	4.2	3.0	4.5	3.1	4.7	3.1	5.0	3.1	5.3	2.8
	35	3.1	2.7	3.7	2.8	4.2	3.0	4.5	3.1	4.7	3.1	5.0	3.1	5.3	2.8
	37	3.1	2.7	3.7	2.8	4.2	3.0	4.5	3.1	4.6	3.0	4.9	3.0	5.2	2.7
	39	3.1	2.7	3.7	2.8	4.2	3.0	4.5	3.1	4.6	3.0	4.9	3.0	5.1	2.6
	42	3.1	2.7	3.7	2.8	4.2	3.0	4.4	3.1	4.5	3.0	4.8	2.9	5.0	2.5
	44	3.1	2.7	3.7	2.8	4.1	2.9	4.3	3.0	4.4	2.9	4.6	2.8	4.8	2.4
	46	3.1	2.7	3.7	2.8	4.0	2.9	4.2	2.9	4.3	2.8	4.5	2.7	4.7	2.4
	48	3.1	2.7	3.6	2.7	3.9	2.8	4.0	2.8	4.2	2.7	4.3	2.7	4.5	2.3
056	10	3.9	3.2	4.6	3.5	5.3	3.9	5.6	3.9	5.8	3.9	6.3	3.9	6.7	3.7
	12	3.9	3.2	4.6	3.5	5.3	3.9	5.6	3.9	5.8	3.9	6.3	3.9	6.7	3.7
	14	3.9	3.2	4.6	3.5	5.3	3.9	5.6	3.9	5.8	3.9	6.2	3.8	6.7	3.7
	16	3.9	3.2	4.6	3.5	5.3	3.9	5.6	3.9	5.8	3.9	6.2	3.8	6.6	3.6
	18	3.9	3.2	4.6	3.5	5.3	3.9	5.6	3.9	5.8	3.9	6.2	3.8	6.6	3.6
	20	3.9	3.2	4.6	3.5	5.3	3.9	5.6	3.9	5.8	3.9	6.2	3.8	6.6	3.6
	21	3.9	3.2	4.6	3.5	5.3	3.9	5.6	3.9	5.8	3.9	6.2	3.8	6.6	3.6
	23	3.9	3.2	4.6	3.5	5.3	3.9	5.6	3.9	5.8	3.9	6.2	3.8	6.6	3.6
	25	3.9	3.2	4.6	3.5	5.3	3.9	5.6	3.9	5.8	3.9	6.2	3.8	6.6	3.6
	27	3.9	3.2	4.6	3.5	5.3	3.9	5.6	3.9	5.8	3.9	6.2	3.8	6.6	3.6
	29	3.9	3.2	4.6	3.5	5.3	3.9	5.6	3.9	5.8	3.9	6.2	3.8	6.6	3.6
	31	3.9	3.2	4.6	3.5	5.3	3.9	5.6	3.9	5.8	3.9	6.2	3.8	6.6	3.6
	33	3.9	3.2	4.6	3.5	5.3	3.9	5.6	3.9	5.8	3.9	6.2	3.8	6.6	3.6
	35	3.9	3.2	4.6	3.5	5.3	3.9	5.6	3.9	5.8	3.9	6.2	3.8	6.6	3.6
	37	3.9	3.2	4.6	3.5	5.3	3.9	5.6	3.9	5.8	3.9	6.2	3.8	6.6	3.5
	39	3.9	3.2	4.6	3.5	5.3	3.9	5.6	3.9	5.8	3.9	6.2	3.8	6.6	3.4
	42	3.9	3.2	4.6	3.5	5.3	3.9	5.5	3.8	5.7	3.9	6.1	3.7	6.4	3.3
	44	3.9	3.2	4.6	3.5	5.1	3.8	5.3	3.7	5.6	3.7	5.9	3.6	6.2	3.2
	46	3.9	3.2	4.6	3.5	5.0	3.7	5.2	3.6	5.4	3.6	5.7	3.5	6.0	3.1
	48	3.9	3.2	4.5	3.4	5.0	3.6	5.0	3.5	5.3	3.6	5.5	3.4	5.8	3.0
071	10	4.9	4.0	5.8	4.5	6.7	4.8	7.1	5.0	7.4	5.0	8.0	5.1	8.5	4.8
	12	4.9	4.0	5.8	4.5	6.7	4.8	7.1	5.0	7.4	5.0	7.9	5.0	8.5	4.8
	14	4.9	4.0	5.8	4.5	6.7	4.8	7.1	5.0	7.4	5.0	7.9	5.0	8.5	4.8
	16	4.9	4.0	5.8	4.5	6.7	4.8	7.1	5.0	7.4	5.0	7.9	5.0	8.4	4.8
	18	4.9	4.0	5.8	4.5	6.7	4.8	7.1	5.0	7.4	5.0	7.9	5.0	8.4	4.8
	20	4.9	4.0	5.8	4.5	6.7	4.8	7.1	5.0	7.4	5.0	7.9	5.0	8.4	4.8
	21	4.9	4.0	5.8	4.5	6.7	4.8	7.1	5.0	7.4	5.0	7.9	5.0	8.4	4.8
	23	4.9	4.0	5.8	4.5	6.7	4.8	7.1	5.0	7.4	5.0	7.9	5.0	8.4	4.8
	25	4.9	4.0	5.8	4.5	6.7	4.8	7.1	5.0	7.4	5.0	7.9	5.0	8.4	4.8
	27	4.9	4.0	5.8	4.5	6.7	4.8	7.1	5.0	7.4	5.0	7.9	5.0	8.4	4.8
	29	4.9	4.0	5.8	4.5	6.7	4.8	7.1	5.0	7.4	5.0	7.9	5.0	8.4	4.8
	31	4.9	4.0	5.8	4.5	6.7	4.8	7.1	5.0	7.4	5.0	7.9	5.0	8.4	4.8
	33	4.9	4.0	5.8	4.5	6.7	4.8	7.1	5.0	7.4	5.0	7.9	5.0	8.4	4.8
	35	4.9	4.0	5.8	4.5	6.7	4.8	7.1	5.0	7.4	5.0	7.9	5.0	8.4	4.8
	37	4.9	4.0	5.8	4.5	6.7	4.8	7.1	5.0	7.3	4.9	7.8	4.9	8.2	4.7
	39	4.9	4.0	5.8	4.5	6.7	4.8	7.1	5.0	7.3	4.9	7.7	4.8	8.1	4.6
	42	4.9	4.0	5.8	4.5	6.7	4.8	7.0	4.9	7.2	4.8	7.6	4.7	7.9	4.5
	44	4.9	4.0	5.8	4.5	6.5	4.6	6.8	4.8	7.0	4.7	7.3	4.5	7.6	4.3
	46	4.9	4.0	5.7	4.5	6.4	4.6	6.6	4.6	6.8	4.6	7.0	4.4	7.4	4.2
	48	4.8	3.9	5.7	4.4	6.3	4.5	6.4	4.5	6.7	4.5	6.8	4.3	7.2	4.1

3. Capacity Table

Cooling

TC : Total Capacity (kW), SHC : Sensible Heat Capacity (kW)

Capacity Index	Outdoor Air Temp. (℃,DB)	Indoor temperature													
		20(℃,DB)		23(℃,DB)		26(℃,DB)		27(℃,DB)		28(℃,DB)		30(℃,DB)		32(℃,DB)	
		14(℃,WB)		16(℃,WB)		18(℃,WB)		19(℃,WB)		20(℃,WB)		22(℃,WB)		24(℃,WB)	
		TC	SHC	TC	SHC	TC	SHC	TC	SHC	TC	SHC	TC	SHC	TC	SHC
090	10	6.2	5.2	7.3	5.7	8.4	6.3	9.0	6.3	9.4	6.3	10.1	6.3	10.8	6.3
	12	6.2	5.2	7.3	5.7	8.4	6.3	9.0	6.3	9.4	6.3	10.1	6.3	10.8	6.3
	14	6.2	5.2	7.3	5.7	8.4	6.3	9.0	6.3	9.3	6.3	10.0	6.2	10.7	6.2
	16	6.2	5.2	7.3	5.7	8.4	6.3	9.0	6.3	9.3	6.3	10.0	6.2	10.7	6.2
	18	6.2	5.2	7.3	5.7	8.4	6.3	9.0	6.3	9.3	6.3	10.0	6.2	10.6	6.1
	20	6.2	5.2	7.3	5.7	8.4	6.3	9.0	6.3	9.3	6.3	10.0	6.2	10.6	6.1
	21	6.2	5.2	7.3	5.7	8.4	6.3	9.0	6.3	9.3	6.3	10.0	6.2	10.6	6.1
	23	6.2	5.2	7.3	5.7	8.4	6.3	9.0	6.3	9.3	6.3	10.0	6.2	10.6	6.1
	25	6.2	5.2	7.3	5.7	8.4	6.3	9.0	6.3	9.3	6.3	10.0	6.2	10.6	6.1
	27	6.2	5.2	7.3	5.7	8.4	6.3	9.0	6.3	9.3	6.3	10.0	6.2	10.6	6.1
	29	6.2	5.2	7.3	5.7	8.4	6.3	9.0	6.3	9.3	6.3	10.0	6.2	10.6	6.1
	31	6.2	5.2	7.3	5.7	8.4	6.3	9.0	6.3	9.3	6.3	10.0	6.2	10.6	6.1
	33	6.2	5.2	7.3	5.7	8.4	6.3	9.0	6.3	9.3	6.3	10.0	6.2	10.6	6.1
	35	6.2	5.2	7.3	5.7	8.4	6.3	9.0	6.3	9.3	6.3	10.0	6.2	10.6	6.1
	37	6.2	5.2	7.3	5.7	8.4	6.3	9.0	6.3	9.3	6.3	9.9	6.1	10.4	6.0
	39	6.2	5.2	7.3	5.7	8.4	6.3	9.0	6.4	9.2	6.2	9.7	6.0	10.2	5.9
	42	6.2	5.2	7.3	5.7	8.3	6.3	8.9	6.3	9.1	6.1	9.5	5.9	9.9	5.8
	44	6.2	5.2	7.3	5.7	8.1	6.1	8.6	6.1	8.8	6.0	9.2	5.7	9.6	5.6
	46	6.2	5.2	7.2	5.6	8.0	6.0	8.3	5.9	8.6	5.8	8.9	5.5	9.3	5.4
	48	6.1	5.1	7.1	5.6	7.8	5.9	8.1	5.8	8.4	5.7	8.6	5.3	9.0	5.2
112	10	7.7	6.4	9.1	7.1	10.5	7.8	11.2	7.9	11.6	7.9	12.5	7.9	13.4	7.9
	12	7.7	6.4	9.1	7.1	10.5	7.8	11.2	7.9	11.6	7.9	12.5	7.9	13.4	7.9
	14	7.7	6.4	9.1	7.1	10.5	7.8	11.2	7.9	11.6	7.9	12.5	7.9	13.3	7.8
	16	7.7	6.4	9.1	7.1	10.5	7.8	11.2	7.9	11.6	7.9	12.5	7.9	13.3	7.8
	18	7.7	6.4	9.1	7.1	10.5	7.8	11.2	7.9	11.6	7.9	12.4	7.9	13.2	7.7
	20	7.7	6.4	9.1	7.1	10.5	7.8	11.2	7.9	11.6	7.9	12.4	7.9	13.2	7.7
	21	7.7	6.4	9.1	7.1	10.5	7.8	11.2	7.9	11.6	7.9	12.4	7.9	13.2	7.7
	23	7.7	6.4	9.1	7.1	10.5	7.8	11.2	7.9	11.6	7.9	12.4	7.9	13.2	7.7
	25	7.7	6.4	9.1	7.1	10.5	7.8	11.2	7.9	11.6	7.9	12.4	7.9	13.2	7.7
	27	7.7	6.4	9.1	7.1	10.5	7.8	11.2	7.9	11.6	7.9	12.4	7.9	13.2	7.7
	29	7.7	6.4	9.1	7.1	10.5	7.8	11.2	7.9	11.6	7.9	12.4	7.9	13.2	7.7
	31	7.7	6.4	9.1	7.1	10.5	7.8	11.2	7.9	11.6	7.9	12.4	7.9	13.2	7.7
	33	7.7	6.3	9.1	7.0	10.5	7.8	11.2	7.9	11.6	7.9	12.4	7.9	13.2	7.7
	35	7.7	6.3	9.1	7.0	10.5	7.8	11.2	7.9	11.6	7.9	12.4	7.9	13.2	7.7
	37	7.7	6.3	9.1	7.0	10.5	7.8	11.2	7.9	11.6	7.9	12.3	7.8	13.0	7.6
	39	7.7	6.3	9.1	7.0	10.5	7.8	11.2	8.0	11.5	7.8	12.1	7.7	12.7	7.5
	42	7.7	6.3	9.1	7.0	10.4	7.7	11.1	7.9	11.4	7.7	11.9	7.6	12.4	7.3
	44	7.7	6.3	9.1	7.0	10.1	7.5	10.7	7.6	11.0	7.5	11.4	7.3	12.0	7.1
	46	7.7	6.3	9.0	6.9	10.0	7.4	10.4	7.4	10.7	7.3	11.0	7.0	11.6	6.9
	48	7.6	6.2	8.9	6.8	9.8	7.3	10.1	7.2	10.5	7.1	10.7	6.8	11.2	6.6
128	10	8.8	7.3	10.4	8.1	12.0	9.0	12.8	9.1	13.3	9.1	14.3	9.1	15.4	9.1
	12	8.8	7.3	10.4	8.1	12.0	9.0	12.8	9.1	13.3	9.1	14.3	9.1	15.3	9.0
	14	8.8	7.3	10.4	8.1	12.0	9.0	12.8	9.1	13.3	9.1	14.3	9.1	15.3	9.0
	16	8.8	7.3	10.4	8.1	12.0	9.0	12.8	9.1	13.3	9.1	14.2	9.0	15.2	8.9
	18	8.8	7.3	10.4	8.1	12.0	9.0	12.8	9.1	13.3	9.1	14.2	9.0	15.1	8.8
	20	8.8	7.3	10.4	8.1	12.0	9.0	12.8	9.1	13.3	9.1	14.2	9.0	15.1	8.8
	21	8.8	7.3	10.4	8.1	12.0	9.0	12.8	9.1	13.3	9.1	14.2	9.0	15.1	8.8
	23	8.8	7.3	10.4	8.1	12.0	9.0	12.8	9.1	13.3	9.1	14.2	9.0	15.1	8.8
	25	8.8	7.3	10.4	8.1	12.0	9.0	12.8	9.1	13.3	9.1	14.2	9.0	15.1	8.8
	27	8.8	7.3	10.4	8.1	12.0	9.0	12.8	9.1	13.3	9.1	14.2	9.0	15.1	8.8
	29	8.8	7.3	10.4	8.1	12.0	9.0	12.8	9.1	13.3	9.1	14.2	9.0	15.1	8.8
	31	8.8	7.3	10.4	8.1	12.0	9.0	12.8	9.1	13.3	9.1	14.2	9.0	15.1	8.8
	33	8.8	7.3	10.4	8.1	12.0	9.0	12.8	9.1	13.3	9.1	14.2	9.0	15.1	8.8
	35	8.8	7.3	10.4	8.1	12.0	9.0	12.8	9.1	13.3	9.1	14.2	9.0	15.1	8.8
	37	8.8	7.3	10.4	8.1	12.0	9.0	12.8	9.1	13.2	9.0	14.0	8.9	14.9	8.7
	39	8.8	7.3	10.4	8.1	12.0	9.0	12.8	9.2	13.1	8.9	13.8	8.8	14.5	8.6
	42	8.8	7.3	10.4	8.1	11.9	8.9	12.6	9.1	12.9	8.8	13.6	8.6	14.1	8.4
	44	8.8	7.3	10.4	8.1	11.6	8.7	12.2	8.8	12.6	8.5	13.0	8.3	13.6	8.1
	46	8.8	7.3	10.3	8.0	11.4	8.6	11.8	8.5	12.2	8.3	12.6	8.0	13.3	7.9
	48	8.7	7.2	10.2	7.9	11.2	8.4	11.5	8.3	12.0	8.1	12.2	7.8	12.8	7.6

3. Capacity Table

Cooling

TC : Total Capacity (kW), SHC : Sensible Heat Capacity (kW)

Capacity Index	Outdoor Air Temp. (℃,DB)	Indoor temperature													
		20(℃,DB)		23(℃,DB)		26(℃,DB)		27(℃,DB)		28(℃,DB)		30(℃,DB)		32(℃,DB)	
		14(℃,WB)		16(℃,WB)		18(℃,WB)		19(℃,WB)		20(℃,WB)		22(℃,WB)		24(℃,WB)	
		TC	SHC	TC	SHC	TC	SHC	TC	SHC	TC	SHC	TC	SHC	TC	SHC
140	10	9.7	7.7	11.4	8.5	13.1	9.4	14.0	9.6	14.6	9.6	15.7	9.5	16.8	9.7
	12	9.7	7.7	11.4	8.5	13.1	9.4	14.0	9.6	14.5	9.6	15.6	9.6	16.7	9.6
	14	9.7	7.7	11.4	8.5	13.1	9.4	14.0	9.6	14.5	9.6	15.6	9.6	16.7	9.6
	16	9.7	7.7	11.4	8.5	13.1	9.4	14.0	9.6	14.5	9.6	15.6	9.6	16.6	9.5
	18	9.7	7.7	11.4	8.5	13.1	9.4	14.0	9.6	14.5	9.6	15.5	9.5	16.6	9.5
	20	9.7	7.7	11.4	8.5	13.1	9.4	14.0	9.6	14.5	9.6	15.5	9.5	16.5	9.4
	21	9.7	7.7	11.4	8.5	13.1	9.4	14.0	9.6	14.5	9.6	15.5	9.5	16.5	9.4
	23	9.7	7.7	11.4	8.5	13.1	9.4	14.0	9.6	14.5	9.6	15.5	9.5	16.5	9.4
	25	9.7	7.7	11.4	8.5	13.1	9.4	14.0	9.6	14.5	9.6	15.5	9.5	16.5	9.4
	27	9.7	7.7	11.4	8.5	13.1	9.4	14.0	9.6	14.5	9.6	15.5	9.5	16.5	9.4
	29	9.7	7.7	11.4	8.5	13.1	9.4	14.0	9.6	14.5	9.6	15.5	9.5	16.5	9.4
	31	9.7	7.7	11.4	8.5	13.1	9.4	14.0	9.6	14.5	9.6	15.5	9.5	16.5	9.4
	33	9.7	7.7	11.4	8.5	13.1	9.4	14.0	9.6	14.5	9.6	15.5	9.5	16.5	9.4
	35	9.7	7.7	11.4	8.5	13.1	9.4	14.0	9.6	14.5	9.6	15.5	9.5	16.5	9.4
	37	9.7	7.7	11.4	8.5	13.1	9.4	14.0	9.6	14.5	9.6	15.4	9.4	16.3	9.2
	39	9.7	7.7	11.4	8.5	13.1	9.4	14.0	9.6	14.4	9.4	15.1	9.3	15.9	9.0
	42	9.7	7.7	11.4	8.5	13.0	9.3	13.8	9.5	14.2	9.3	14.8	9.1	15.5	8.8
	44	9.7	7.7	11.4	8.5	12.7	9.1	13.4	9.2	13.8	9.0	14.2	8.8	15.0	8.5
	46	9.7	7.7	11.3	8.4	12.4	8.9	12.9	8.9	13.4	8.8	13.8	8.5	14.6	8.2
	48	9.6	7.6	11.1	8.3	12.2	8.8	12.6	8.6	13.1	8.6	13.4	8.2	14.1	8.0

3. Capacity Table

Heating

TC : Total Capacity (kW)

Capacity Index	Outdoor Air Temp. (℃)		Indoor temperature (℃,DB)				
			16(℃,DB)	18(℃,DB)	20(℃,DB)	22(℃,DB)	24(℃,DB)
			TC	TC	TC	TC	TC
	DB	WB	kW	kW	kW	kW	kW
045	-19.8	-20.0	3.1	3.1	2.9	2.9	2.9
	-18.8	-19.0	3.1	3.1	3.0	2.9	2.9
	-16.7	-17.0	3.2	3.2	3.1	3.0	3.0
	-14.7	-15.0	3.3	3.3	3.2	3.1	3.0
	-12.6	-13.0	3.5	3.4	3.4	3.3	3.2
	-10.5	-11.0	3.7	3.6	3.6	3.5	3.4
	-9.5	-10.0	3.7	3.6	3.6	3.5	3.5
	-8.5	-9.1	3.8	3.7	3.7	3.6	3.6
	-7.0	-7.6	3.9	3.8	3.8	3.7	3.6
	-5.0	-5.6	4.1	4.0	4.0	3.9	3.7
	-3.0	-3.7	4.3	4.2	4.2	4.0	3.9
	0.0	-0.7	4.5	4.4	4.4	4.2	4.0
	3.0	2.2	4.7	4.7	4.6	4.4	4.2
	5.0	4.1	4.9	4.9	4.8	4.5	4.2
	7.0	6.0	5.1	5.1	5.0	4.6	4.2
	9.0	7.9	5.3	5.2	5.0	4.6	4.2
	11.0	9.8	5.5	5.2	5.0	4.6	4.2
	13.0	11.8	5.6	5.3	5.0	4.6	4.2
	15.0	13.7	5.8	5.4	5.0	4.6	4.2
056	-19.8	-20.0	3.9	3.8	3.8	3.7	3.7
	-18.8	-19.0	3.9	3.9	3.8	3.7	3.7
	-16.7	-17.0	4.0	4.0	3.9	3.8	3.8
	-14.7	-15.0	4.2	4.1	4.0	3.9	3.8
	-12.6	-13.0	4.4	4.3	4.2	4.1	4.0
	-10.5	-11.0	4.6	4.5	4.4	4.4	4.3
	-9.5	-10.0	4.7	4.6	4.6	4.5	4.4
	-8.5	-9.1	4.8	4.7	4.7	4.6	4.5
	-7.0	-7.6	4.9	4.8	4.8	4.7	4.5
	-5.0	-5.6	5.2	5.1	5.0	4.9	4.7
	-3.0	-3.7	5.4	5.3	5.3	5.1	4.9
	0.0	-0.7	5.7	5.6	5.5	5.3	5.0
	3.0	2.2	5.9	5.9	5.8	5.6	5.3
	5.0	4.1	6.2	6.1	6.0	5.7	5.3
	7.0	6.0	6.5	6.4	6.3	5.8	5.3
	9.0	7.9	6.7	6.5	6.3	5.8	5.3
	11.0	9.8	6.9	6.6	6.3	5.8	5.3
	13.0	11.8	7.1	6.7	6.3	5.8	5.3
	15.0	13.7	7.3	6.8	6.3	5.8	5.3
071	-19.8	-20.0	4.9	4.9	4.8	4.7	4.7
	-18.8	-19.0	5.0	4.9	4.8	4.7	4.7
	-16.7	-17.0	5.1	5.0	4.9	4.8	4.8
	-14.7	-15.0	5.3	5.2	5.1	4.9	4.8
	-12.6	-13.0	5.5	5.4	5.3	5.2	5.1
	-10.5	-11.0	5.8	5.7	5.6	5.5	5.5
	-9.5	-10.0	6.0	5.9	5.8	5.7	5.6
	-8.5	-9.1	6.1	6.0	5.9	5.8	5.7
	-7.0	-7.6	6.2	6.1	6.0	5.9	5.8
	-5.0	-5.6	6.5	6.5	6.4	6.2	6.0
	-3.0	-3.7	6.9	6.8	6.7	6.4	6.2
	0.0	-0.7	7.2	7.1	7.0	6.7	6.4
	3.0	2.2	7.6	7.5	7.3	7.1	6.8
	5.0	4.1	7.9	7.8	7.7	7.2	6.8
	7.0	6.0	8.2	8.1	8.0	7.4	6.8
	9.0	7.9	8.5	8.2	8.0	7.4	6.8
	11.0	9.8	8.7	8.4	8.0	7.4	6.8
	13.0	11.8	9.0	8.5	8.0	7.4	6.8
	15.0	13.7	9.2	8.6	8.0	7.4	6.8

3. Capacity Table

Heating

TC : Total Capacity (kW)

Capacity Index	Outdoor Air Temp. (℃)		Indoor temperature (℃,DB)				
			16(℃,DB)	18(℃,DB)	20(℃,DB)	22(℃,DB)	24(℃,DB)
			TC	TC	TC	TC	TC
	DB	WB	kW	kW	kW	kW	kW
090	-19.8	-20.0	6.0	6.0	5.9	5.8	5.8
	-18.8	-19.0	6.1	6.1	6.0	5.9	5.8
	-16.7	-17.0	6.4	6.3	6.1	6.0	5.9
	-14.7	-15.0	6.7	6.5	6.3	6.2	6.1
	-12.6	-13.0	6.9	6.8	6.6	6.5	6.4
	-10.5	-11.0	7.2	7.1	7.0	6.9	6.9
	-9.5	-10.0	7.4	7.3	7.2	7.1	7.0
	-8.5	-9.1	7.6	7.5	7.4	7.2	7.1
	-7.0	-7.6	7.8	7.7	7.6	7.4	7.2
	-5.0	-5.6	8.2	8.1	8.0	7.7	7.5
	-3.0	-3.7	8.6	8.5	8.4	8.1	7.7
	0.0	-0.7	9.0	8.9	8.8	8.4	8.0
	3.0	2.2	9.4	9.3	9.2	8.8	8.4
	5.0	4.1	9.9	9.7	9.6	9.0	8.4
	7.0	6.0	10.3	10.1	10.0	9.2	8.4
	9.0	7.9	10.6	10.3	10.0	9.2	8.4
	11.0	9.8	10.9	10.5	10.0	9.2	8.4
	13.0	11.8	11.2	10.6	10.0	9.2	8.4
	15.0	13.7	11.6	10.8	10.0	9.2	8.4
112	-19.8	-20.0	7.4	7.4	7.3	7.3	7.3
	-18.8	-19.0	7.6	7.6	7.4	7.4	7.3
	-16.7	-17.0	8.1	7.8	7.6	7.5	7.4
	-14.7	-15.0	8.4	8.2	8.0	7.8	7.6
	-12.6	-13.0	8.7	8.5	8.3	8.1	8.0
	-10.5	-11.0	9.1	8.9	8.8	8.7	8.6
	-9.5	-10.0	9.3	9.1	9.0	8.9	8.8
	-8.5	-9.1	9.5	9.3	9.2	9.0	8.9
	-7.0	-7.6	9.7	9.6	9.4	9.2	9.0
	-5.0	-5.6	10.2	10.1	9.9	9.6	9.3
	-3.0	-3.7	10.7	10.6	10.5	10.1	9.7
	0.0	-0.7	11.3	11.1	11.1	10.5	10.0
	3.0	2.2	11.8	11.6	11.5	11.0	10.6
	5.0	4.1	12.3	12.2	12.0	11.3	10.6
	7.0	6.0	12.9	12.7	12.5	11.5	10.6
	9.0	7.9	13.3	12.9	12.5	11.5	10.6
	11.0	9.8	13.7	13.1	12.5	11.5	10.6
	13.0	11.8	14.0	13.3	12.5	11.5	10.6
	15.0	13.7	14.4	13.5	12.5	11.5	10.6
128	-19.8	-20.0	8.1	8.1	8.0	8.0	8.0
	-18.8	-19.0	8.3	8.3	8.2	8.1	8.0
	-16.7	-17.0	8.8	8.6	8.4	8.3	8.1
	-14.7	-15.0	9.3	9.1	8.8	8.6	8.3
	-12.6	-13.0	9.6	9.4	9.2	9.0	8.8
	-10.5	-11.0	10.0	9.9	9.8	9.6	9.4
	-9.5	-10.0	10.2	10.1	10.0	9.8	9.7
	-8.5	-9.1	10.4	10.3	10.2	10.0	9.8
	-7.0	-7.6	10.7	10.6	10.4	10.2	10.0
	-5.0	-5.6	11.3	11.1	11.0	10.7	10.3
	-3.0	-3.7	11.9	11.7	11.5	11.1	10.7
	0.0	-0.7	12.4	12.3	12.1	11.6	11.0
	3.0	2.2	13.0	12.9	12.7	12.2	11.7
	5.0	4.1	13.6	13.4	13.2	12.4	11.7
	7.0	6.0	14.2	14.0	13.8	12.7	11.7
	9.0	7.9	14.6	14.2	13.8	12.7	11.7
	11.0	9.8	15.1	14.4	13.8	12.7	11.7
	13.0	11.8	15.5	14.7	13.8	12.7	11.7
	15.0	13.7	15.9	14.9	13.8	12.7	11.7

3. Capacity Table

Heating

TC : Total Capacity (kW)

Capacity Index	Outdoor Air Temp. (℃)		Indoor temperature (℃,DB)				
			16(℃,DB)	18(℃,DB)	20(℃,DB)	22(℃,DB)	24(℃,DB)
			TC	TC	TC	TC	TC
	DB	WB	kW	kW	kW	kW	kW
140	-19.8	-20.0	9.5	9.5	9.4	9.4	9.3
	-18.8	-19.0	9.7	9.7	9.5	9.5	9.3
	-16.7	-17.0	10.2	10.0	9.7	9.6	9.4
	-14.7	-15.0	10.8	10.5	10.2	9.9	9.6
	-12.6	-13.0	11.1	10.9	10.7	10.4	10.1
	-10.5	-11.0	11.6	11.5	11.3	11.1	10.9
	-9.5	-10.0	11.8	11.7	11.5	11.4	11.2
	-8.5	-9.1	12.1	11.9	11.8	11.6	11.3
	-7.0	-7.6	12.4	12.2	12.1	11.8	11.5
	-5.0	-5.6	13.1	12.9	12.7	12.3	12.0
	-3.0	-3.7	13.8	13.6	13.4	12.9	12.4
	0.0	-0.7	14.4	14.2	14.0	13.4	12.8
	3.0	2.2	15.1	14.9	14.7	14.1	13.5
	5.0	4.1	15.8	15.6	15.3	14.4	13.5
	7.0	6.0	16.5	16.2	16.0	14.8	13.5
	9.0	7.9	17.0	16.5	16.0	14.8	13.5
	11.0	9.8	17.5	16.7	16.0	14.8	13.5
	13.0	11.8	18.0	17.0	16.0	14.8	13.5
	15.0	13.7	18.5	17.2	16.0	14.8	13.5

4. Dimensional Drawing

4 Way Casstte

Units : mm [inches]

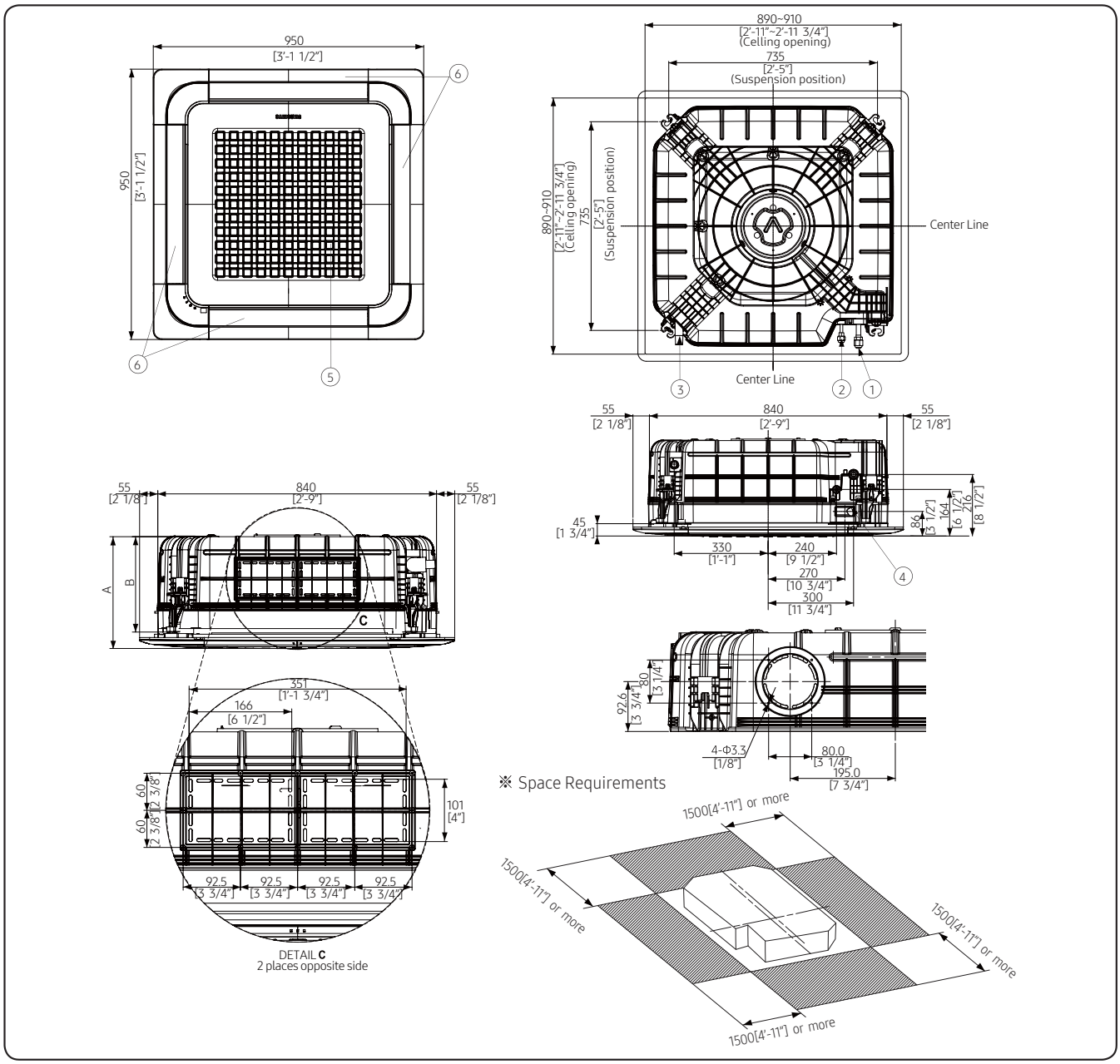

	Description		
	~ 9.0 kW	11.2 kW	12.8 ~ 14kW
A	253	295	337
B	204	246	288

NO	Name	Description	
		~ 5.6 kW	7.1 ~ 14kW
1	Liquid pipe connection	Φ6.35 [1/4"] Flare	Φ9.52 [3/8"] Flare
2	Gas pipe connection	Φ12.7 [1/2"] Flare	Φ15.88 [5/8"] Flare
3	Drain pipe connection	VP25 (OD 32, ID 25)	
4	Conduit for power supply & Communication wiring	-	
5	Air inlet grille	-	
6	Air outlet louver	-	
7	Sub-Duct	-	

5. Center of Gravity

4 Way Casstte

Units : mm [inches]

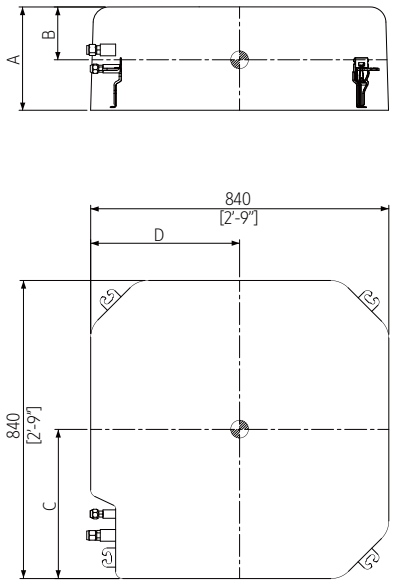

Model	A	B	C	D
~ 9.0 kW	204 [8"]	70 [2 3/4"]	410 [1'-4 1/4"]	360 [1'-2 1/4"]
11.2 kW	246 [9 3/4"]	100 [4"]	410 [1'-4 1/4"]	410 [1'-4 1/4"]
12.8~ 14 kW	288 [11 1/4"]	130 [5"]	420 [1'-4 1/2"]	420 [1'-4 1/2"]

6. Electrical Wiring Diagram

4Way Cassette

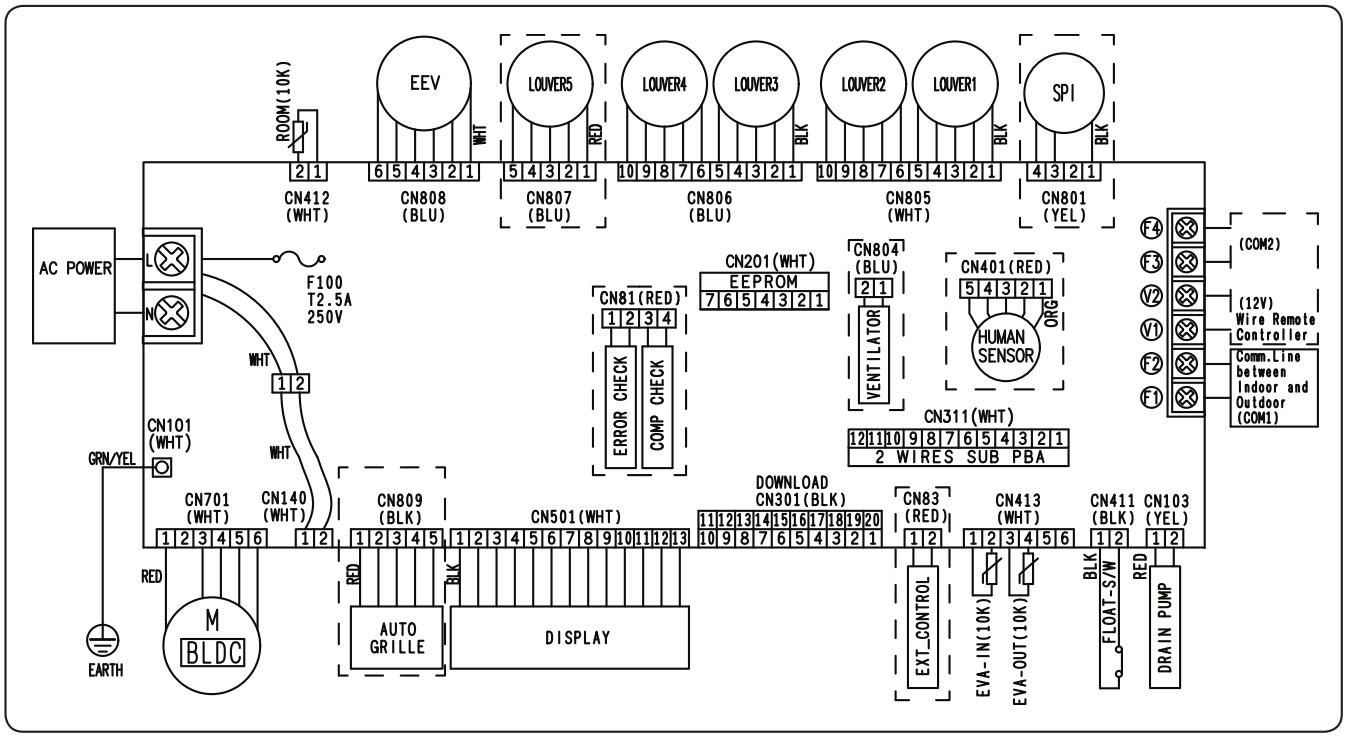

EVA OUT (10K)	Thermistor EVA OUT (10K)	EVA IN (10K)	Thermistor EVA IN (10K)	BLDC	Brush Less Dc Motor
ROOM (10K)	Thermistor ROOM (10K)				

NOTE

- This wiring diagram applies only to the outdoor unit.
- Symbols show as flow :
  blk: black, red: red, blu: blue, wht: white, yel: yellow, brn: brown, sky: skyblue, grn: green
- For connection wiring indoor-outdoor transmission F1-F2, indoor-wired remotecontroller F3-F4.
- ⏚ Protective earth(SCREW)

7. Sound data

4Way Cassette

Sound pressure level

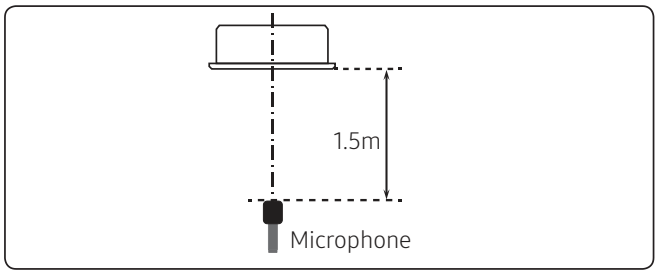

Unit: dB(A)

Model	High	Mid	Low
AM045FN4DEH✱✱✱	33	32	30
AM056FN4DEH✱✱✱	33	32	30
AM071FN4DEH✱✱✱	35	34	33
AM090FN4DEH✱✱✱	39	36	33

- NR Curve

1) AM045FN4DEH✱✱✱

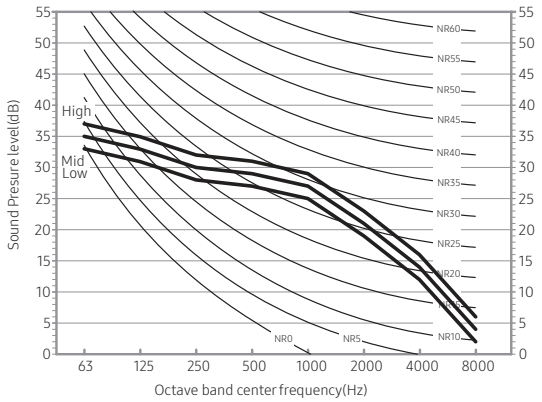

2) AM056FN4DEH✱✱✱

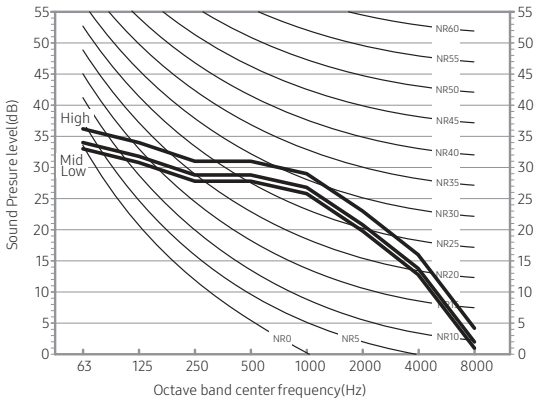

3) AM071FN4DEH✱✱✱

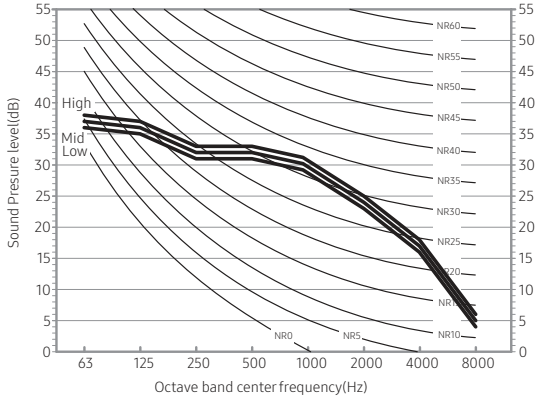

4) AM090FN4DEH✱✱✱

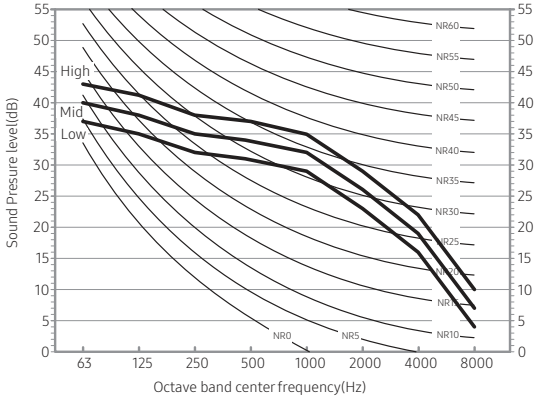

NOTE

- Specifications may be subject to change without prior notice.
- Sound pressure is obtained in an anechoic room.
- Sound pressure level is a relative value, depending on the distance and acoustic environment.
- Sound pressure level may differ depending on operation condition.
- dBA = A weighted sound pressure level
- Reference acoustic pressure 0 dB = 20μPa

7. Sound data

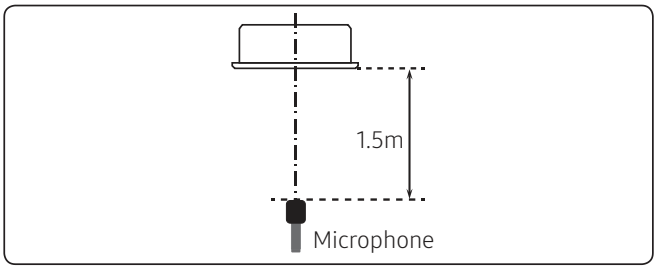

Unit: dB(A)

Model	High	Mid	Low
AM112FN4DEH✱✱✱	40	38	35
AM128FN4DEH✱✱✱	42	40	35
AM140FN4DEH✱✱✱	44	41	35

- NR Curve

5) AM112FN4DEH✱✱✱

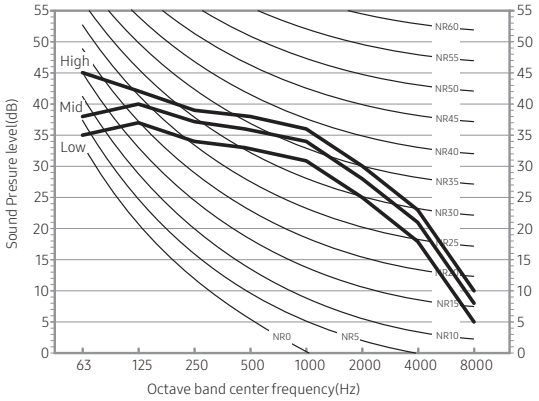

6) AM128FN4DEH✱✱✱

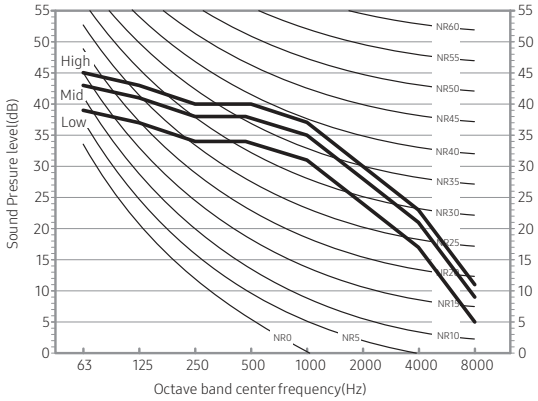

7) AM140FN4DEH✱✱✱

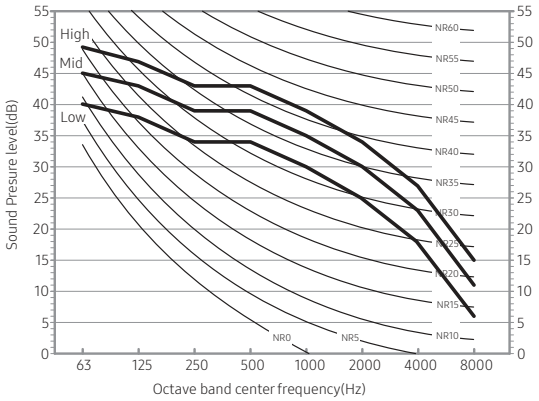

NOTE

- Specifications may be subject to change without prior notice.
- Sound pressure is obtained in an anechoic room.
- Sound pressure level is a relative value, depending on the distance and acoustic environment.
- Sound pressure level may differ depending on operation condition.
- dBA = A weighted sound pressure level
- Reference acoustic pressure 0 dB = 20μPa

7. Sound data

4Way Cassette

Sound Power level

Unit: dB(A)

Model	Power
AM045FN4DEH✱✱✱	49
AM056FN4DEH✱✱✱	50
AM071FN4DEH✱✱✱	54
AM090FN4DEH✱✱✱	57

1) AM045FN4DEH✱✱✱

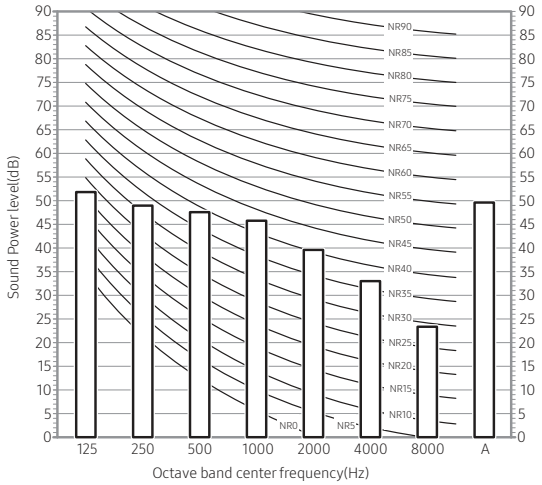

2) AM056FN4DEH✱✱✱

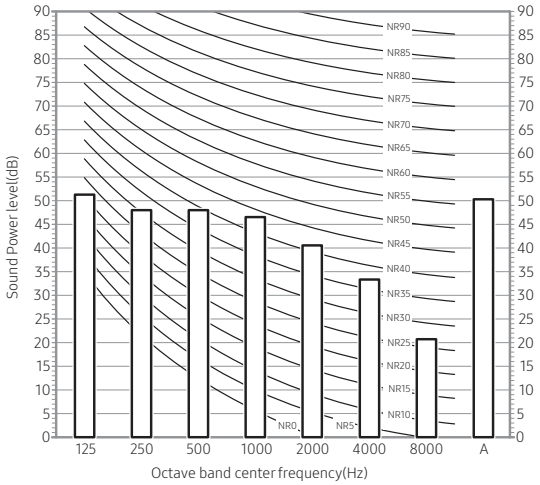

3) AM071FN4DEH✱✱✱

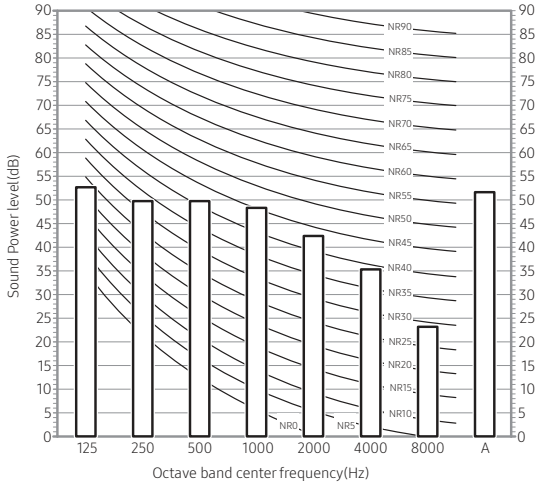

4) AM090FN4DEH✱✱✱

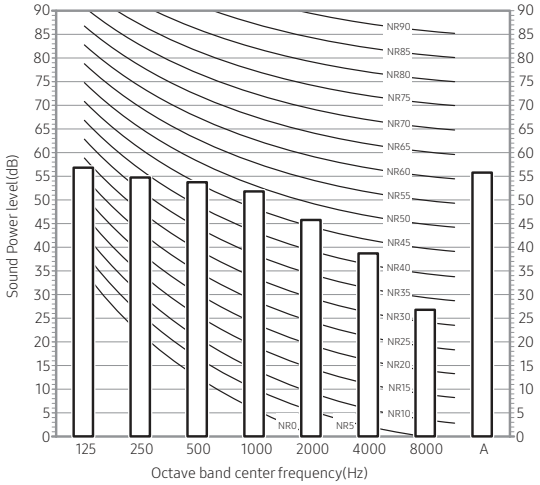

NOTE

- Specifications may be subject to change without prior notice.
- Sound power level is an absolute value that a sound source generates
- dBA = A weighted sound power level
- Reference power : 1pW
- Measured according to ISO 3741

7. Sound data

Unit: dB(A)

Model	Power
AM112FN4DEH✱✱✱	57
AM128FN4DEH✱✱✱	58
AM140FN4DEH✱✱✱	60

5) AM112FN4DEH✱✱✱

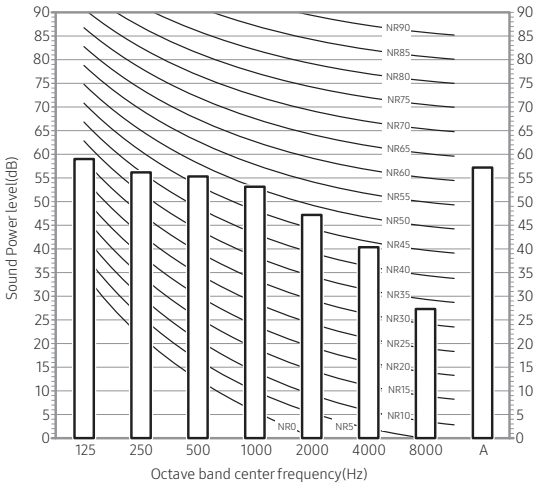

6) AM128FN4DEH✱✱✱

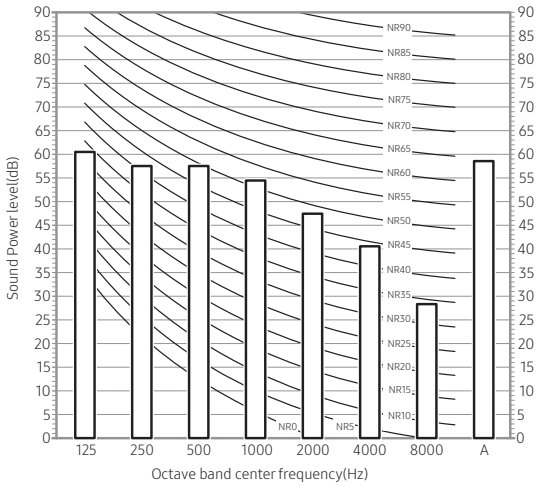

7) AM140FN4DEH✱✱✱

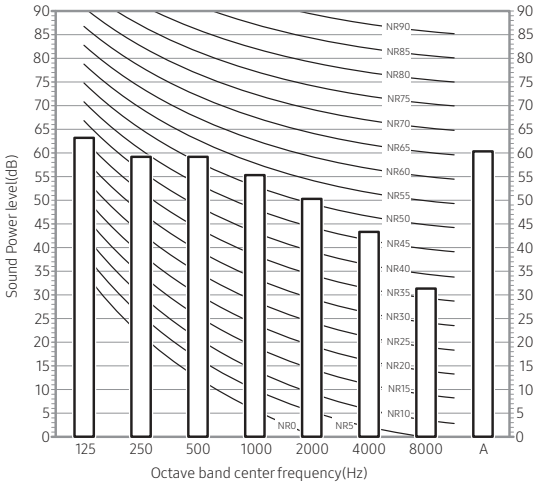

NOTE

- Specifications may be subject to change without prior notice.
- Sound power level is an absolute value that a sound source generates
- dBA = A weighted sound power level
- Reference power : 1pW
- Measured according to ISO 3741

8. Temperature and Air Flow Distribution

4Way Cassette

AM045FN4DEH✱✱✱

(1) Cooling air velocity distribution Discharge angle: 45°

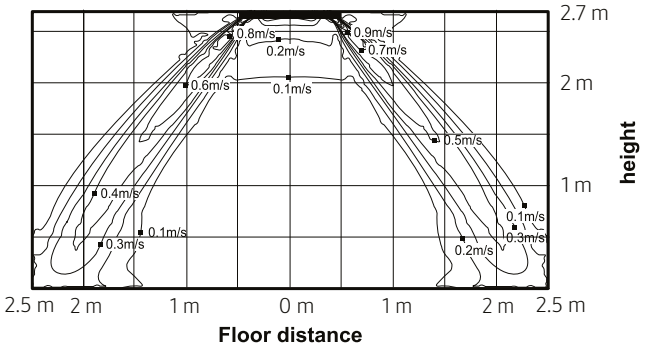

(2) Cooling temperature distribution Discharge angle: 45°

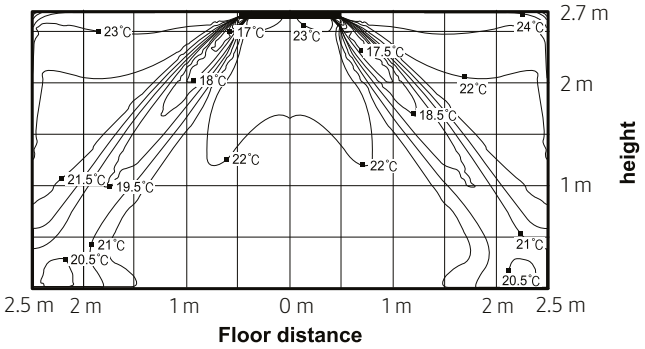

(3) Heating air velocity distribution Discharge angle: 52°

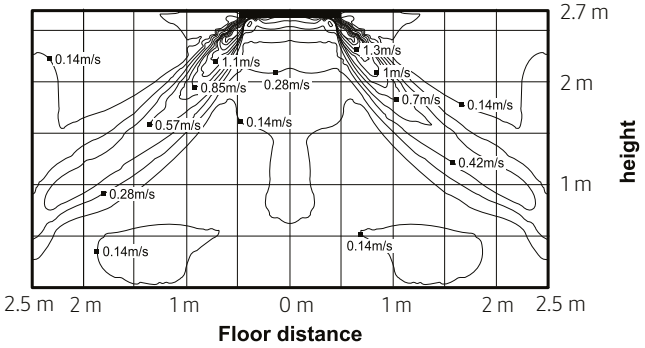

(4) Heating temperature distribution Discharge angle: 52°

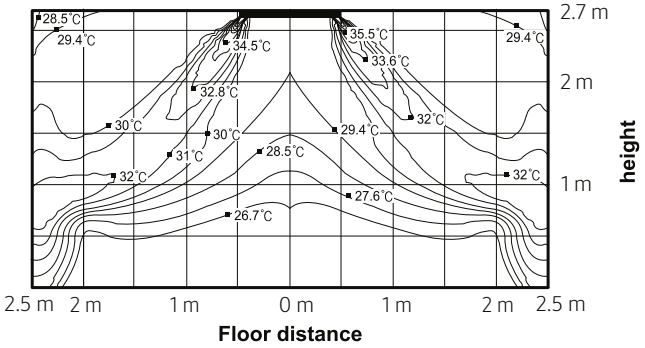

8. Temperature and Air Flow Distribution

AM056FN4DEH✱✱✱

(1) Cooling air velocity distribution Discharge angle: 45°

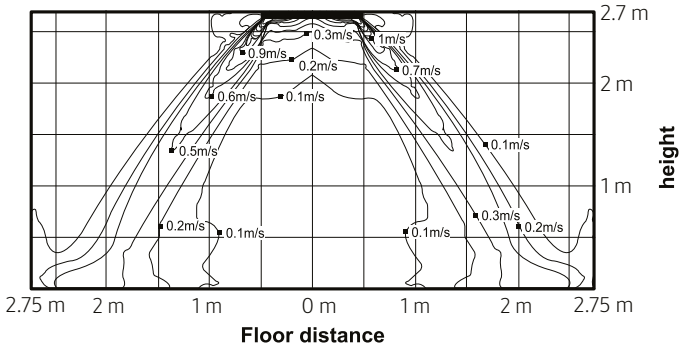

(2) Cooling temperature distribution Discharge angle: 45°

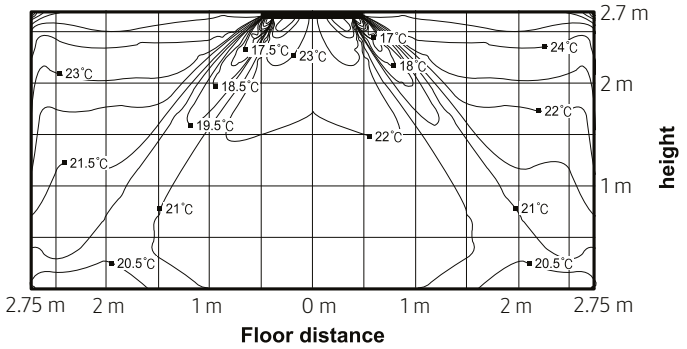

(3) Heating air velocity distribution Discharge angle: 52°

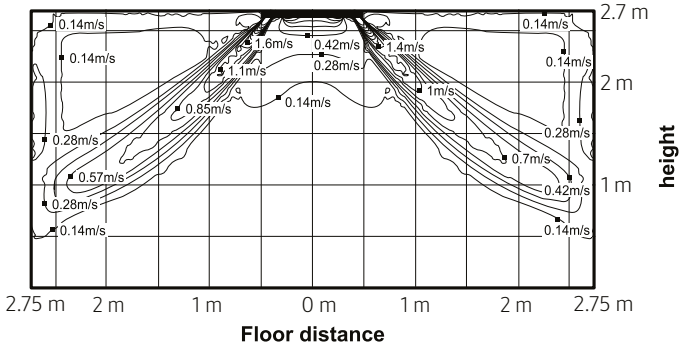

(4) Heating temperature distribution Discharge angle: 52°

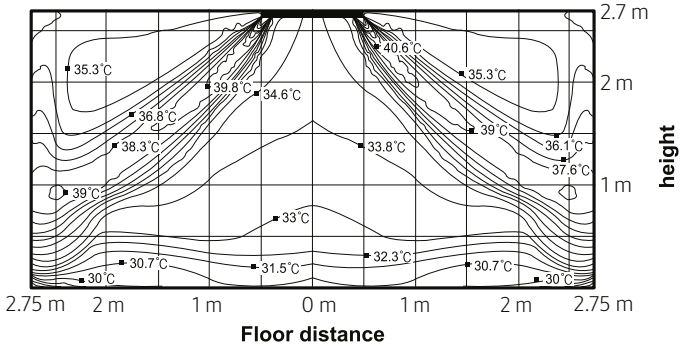

8. Temperature and Air Flow Distribution

AM071FN4DEH✱✱✱

(1) Cooling air velocity distribution Discharge angle: 45°

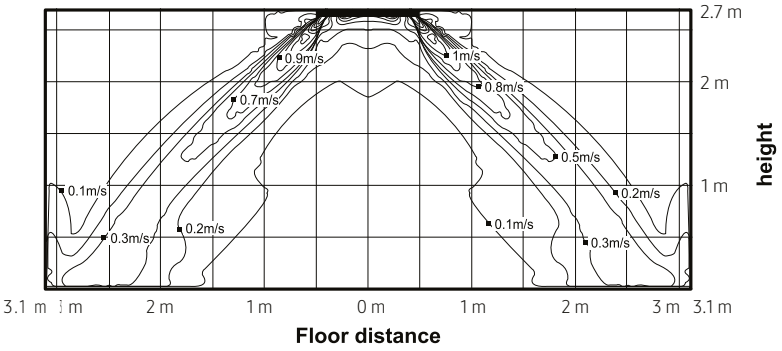

(2) Cooling temperature distribution Discharge angle: 45°

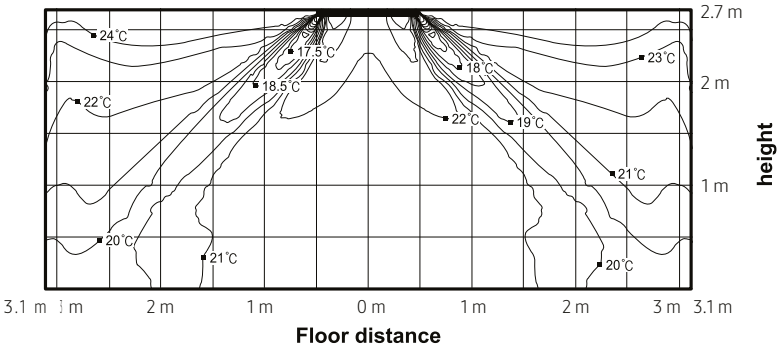

(3) Heating air velocity distribution Discharge angle: 52°

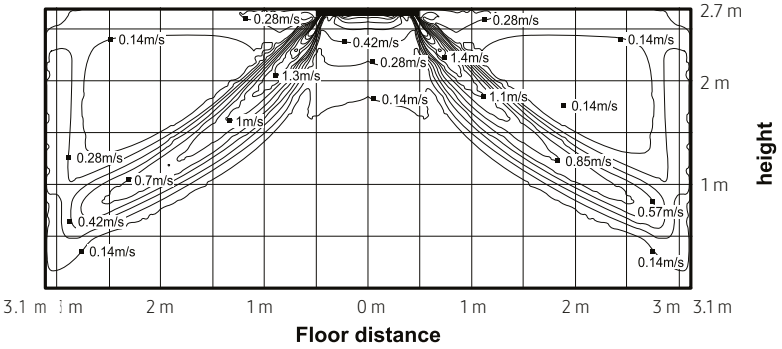

(4) Heating temperature distribution Discharge angle: 52°

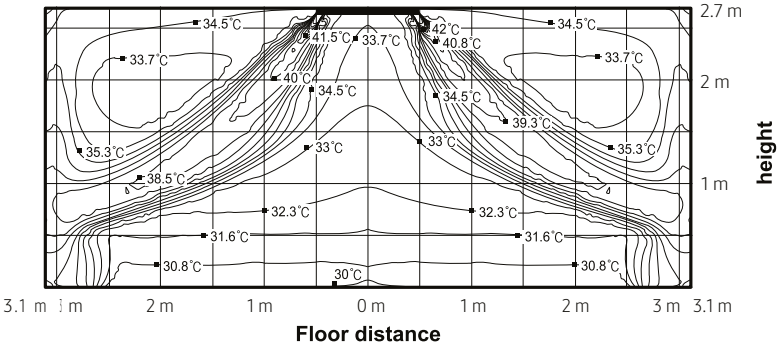

8. Temperature and Air Flow Distribution

AM090FN4DEH✱✱✱

(1) Cooling air velocity distribution Discharge angle: 45°

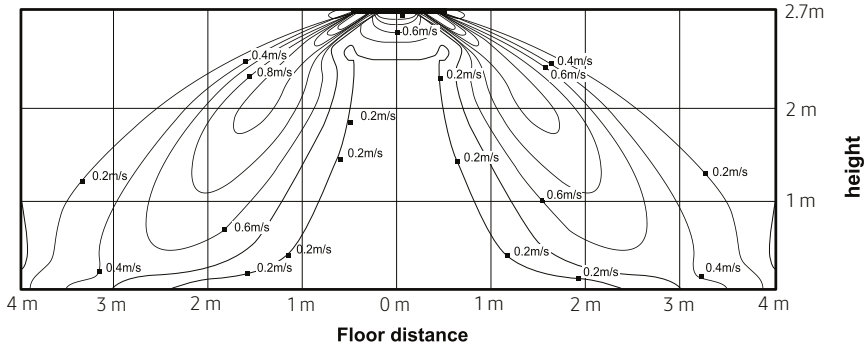

(2) Cooling temperature distribution Discharge angle: 45°

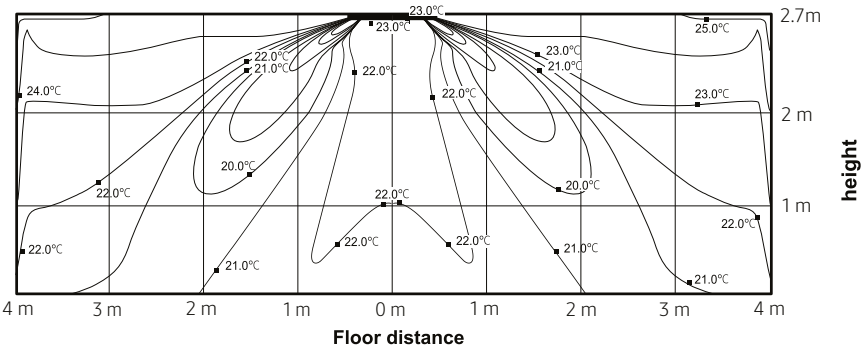

(3) Heating air velocity distribution Discharge angle: 52°

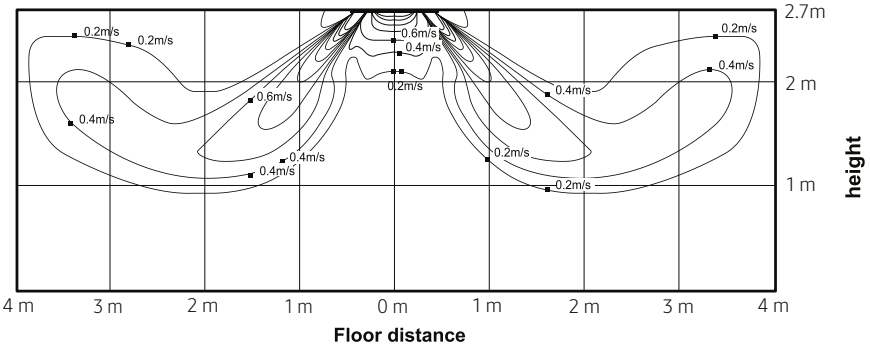

(4) Heating temperature distribution Discharge angle: 52°

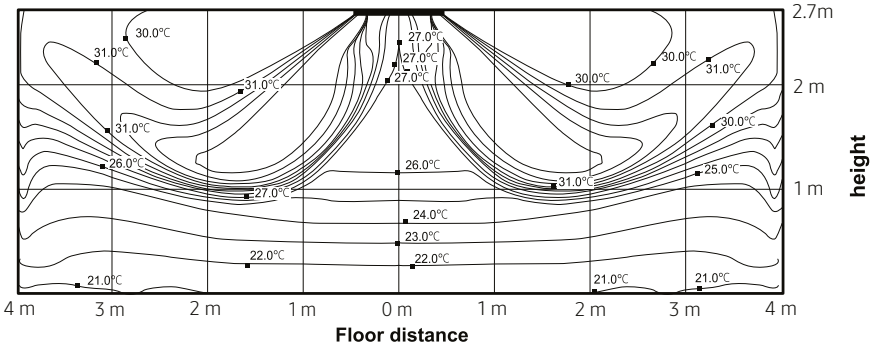

8. Temperature and Air Flow Distribution

AM112FN4DEH✱✱✱

(1) Cooling air velocity distribution Discharge angle: 45°

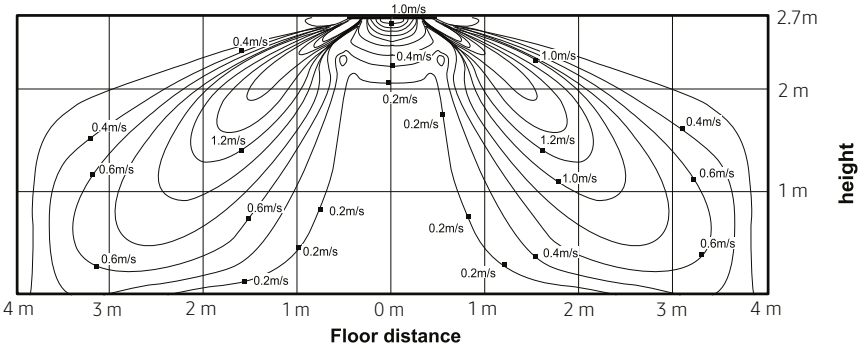

(2) Cooling temperature distribution Discharge angle: 45°

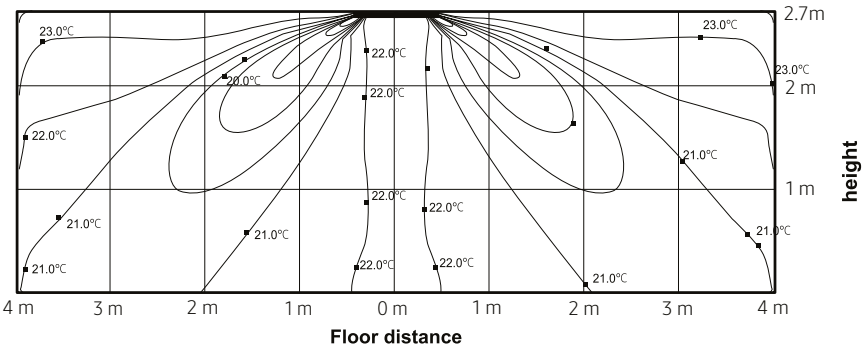

(3) Heating air velocity distribution Discharge angle: 52°

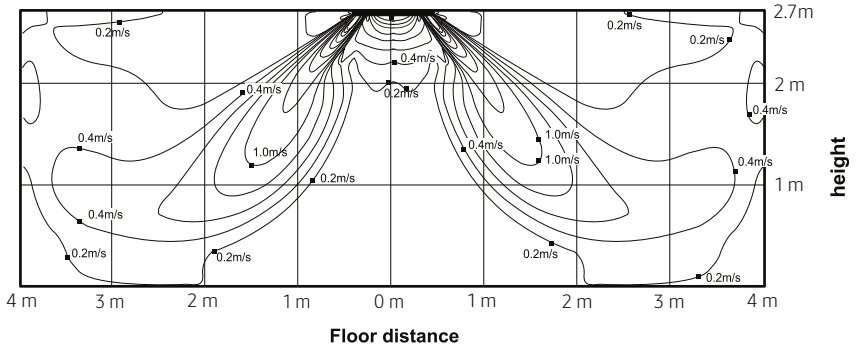

(4) Heating temperature distribution Discharge angle: 52°

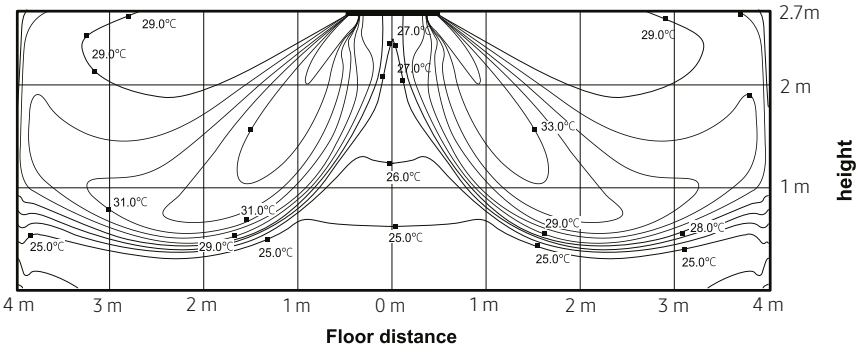

8. Temperature and Air Flow Distribution

AM140FN4DEH✱✱✱

(1) Cooling air velocity distribution Discharge angle: 45°

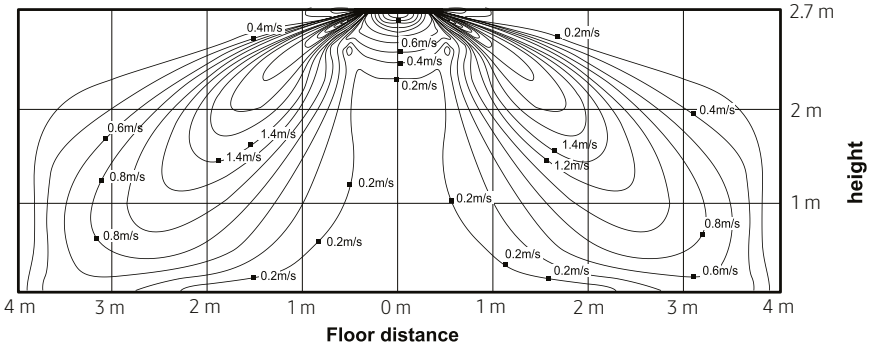

(2) Cooling temperature distribution Discharge angle: 45°

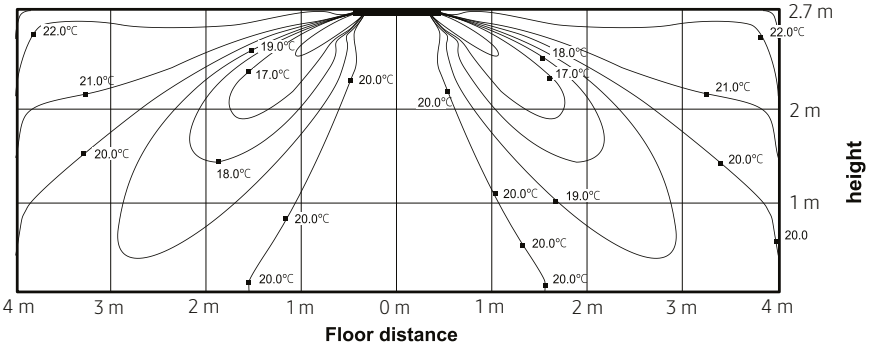

(3) Heating air velocity distribution Discharge angle: 52°

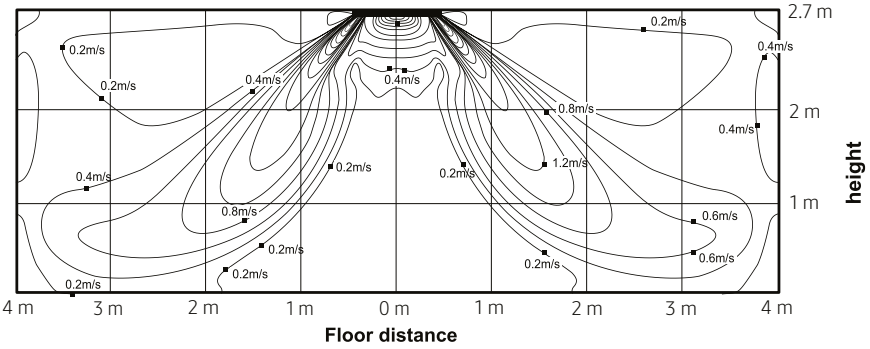

(4) Heating temperature distribution Discharge angle: 52°

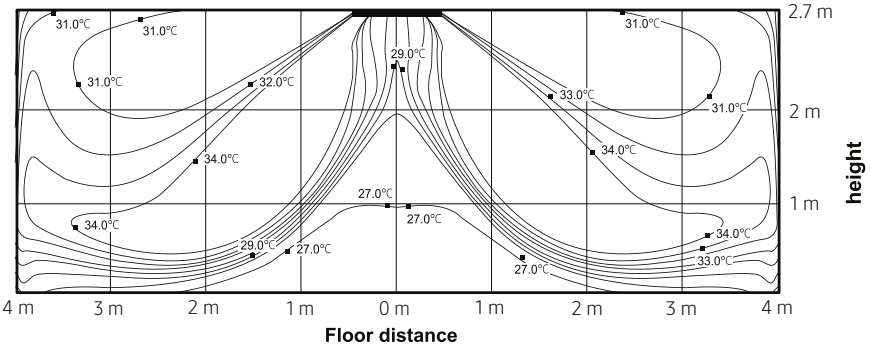

9. Piping Diagram

4Way Cassette

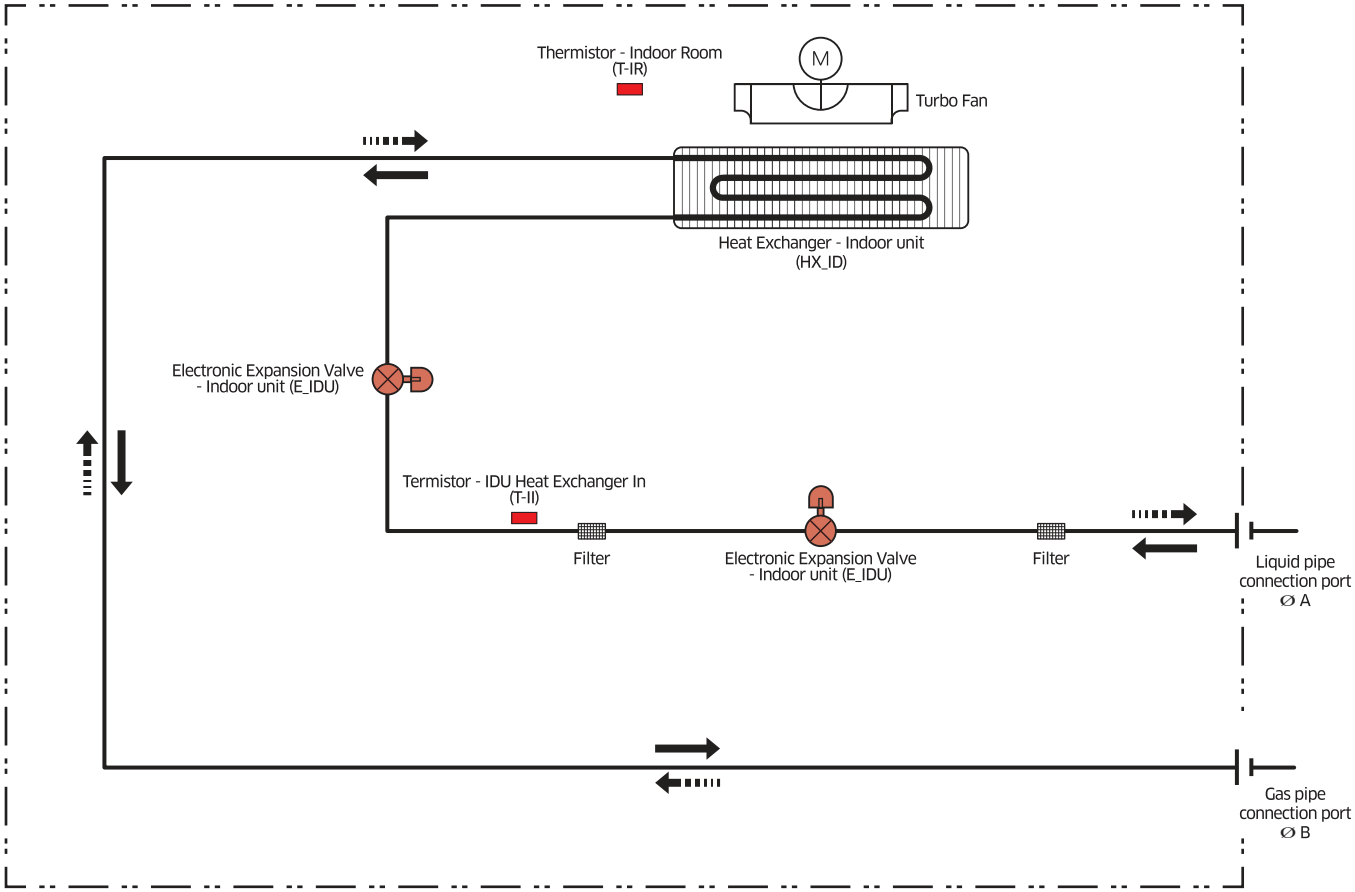

Refrigerant flow	
Cooling	Heating
→	⇢

Model	A	B
AM045FN4DEH✕✕✕	6.35	12.7
AM056FN4DEH✕✕✕		
AM071FN4DEH✕✕✕	9.52	15.88
AM090FN4DEH✕✕✕		
AM112FN4DEH✕✕✕		
AM128FN4DEH✕✕✕		
AM140FN4DEH✕✕✕		